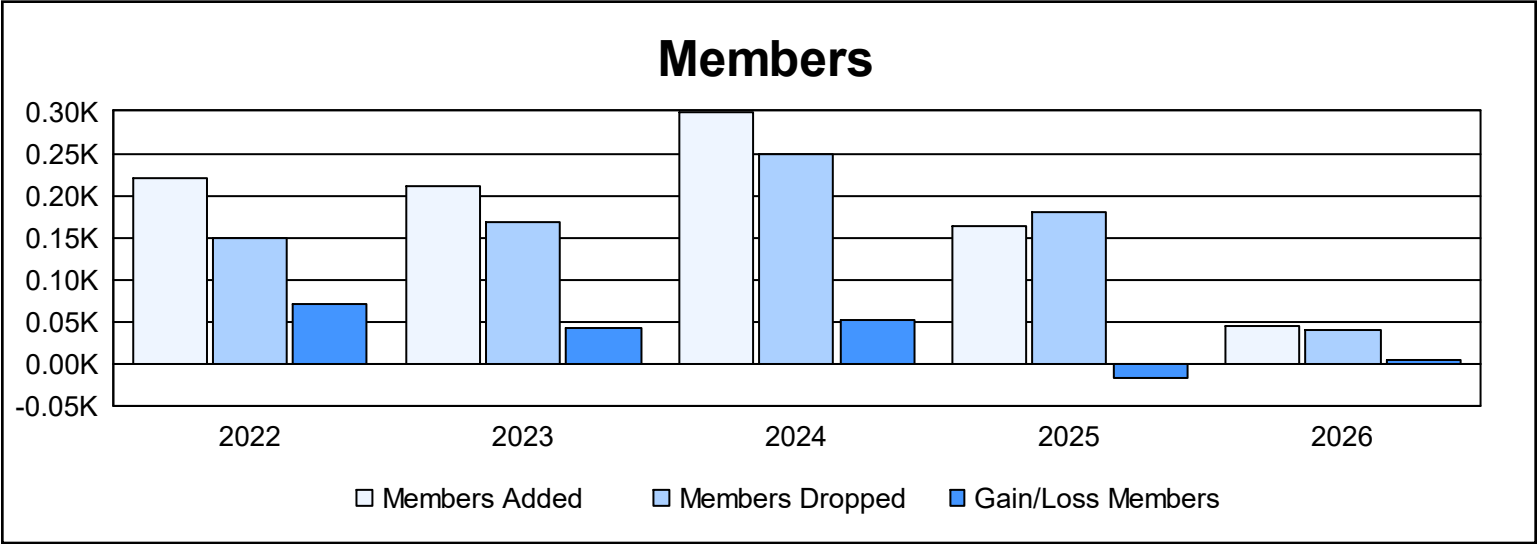
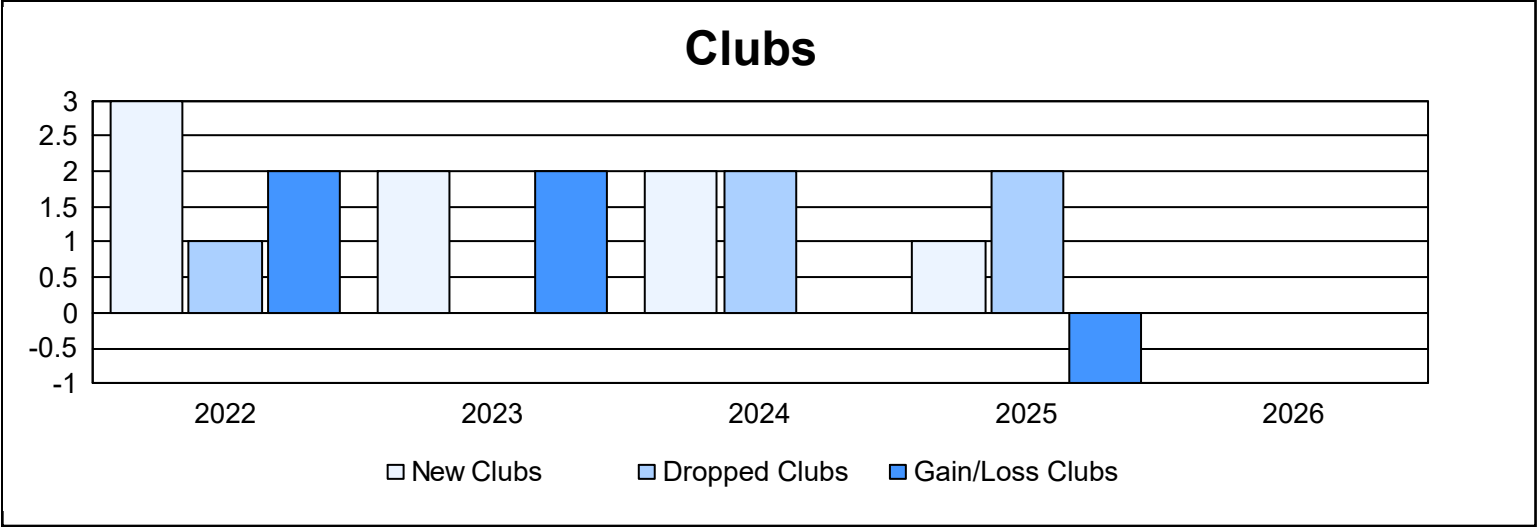
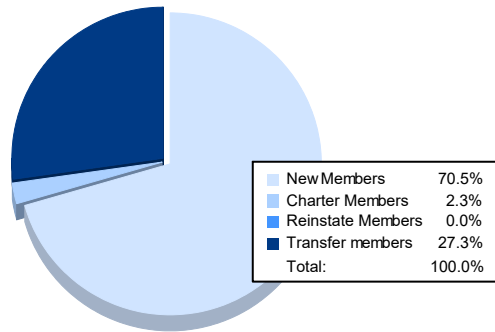


| Year | New Clubs | Dropped Clubs | Gain/ Loss Clubs | New Members | Charter Members | Reinstate Members | Transfer Members | Total Member Added | Total Members Dropped | Gain/ Loss Members |
|-----------|-----------|---------------|------------------|-------------|-----------------|-------------------|------------------|--------------------|-----------------------|--------------------|
| 2021-2022 | 3 | 1 | 2 | 123 | 81 | 1 | 15 | 220 | 150 | 70 |
| 2022-2023 | 2 | 0 | 2 | 129 | 57 | 5 | 19 | 210 | 167 | 43 |
| 2023-2024 | 2 | 2 | 0 | 186 | 61 | 15 | 37 | 299 | 248 | 51 |
| 2024-2025 | 1 | 2 | -1 | 121 | 25 | 4 | 14 | 164 | 181 | -17 |
| 2025-2026 | 0 | 0 | 0 | 31 | 1 | 0 | 12 | 44 | 40 | 4 |
| Average | 2 | 1 | 1 | 118 | 45 | 5 | 19 | 187 | 157 | 30 |



Membership Composition September 2025 Cumulative



Gender Composition September 2025 Cumulative

